



Welcomes children and staff of all races, colors, religions, national and ethnic origins.

Hazardous Weather planning schedule

A table with a dark red header and white text, listing 24 names in a 3x8 grid. The header reads "2020 ATLANTIC BASIN NAMES". The names are arranged in three columns and eight rows.

2020 ATLANTIC BASIN NAMES		
Arthur	Hanna	Omar
Bertha	Isaias	Paulette
Cristobal	Josephine	Rene
Dolly	Kyle	Sally
Edouard	Laura	Teddy
Fay	Marco	Vicky
Gonzalo	Nana	Wilfred

2020 Revision

- <http://www.nhc.noaa.gov>
- <http://www.weather.com>
- <http://www.wsvn.com/weather>
- <https://www8.miamidade.gov/global/emergency/hurricane/home.page>

Paradise Hazardous Weather Emergency Action & Planning schedule

Hurricane: _____

Date: _____

Person in charge: Dr. Eileen Fluney
Families: Ashley Banos
Children: Gena Rosario
Food/Procurement/Technology: Pablo Prieto

Facility: Alien Banos
Program: Belkys Salvat
Staff: Suleika Reyes
Fiscal/record storage: Howard Calendar



**Hurricane season: 6-month period from June 1 through November 30
 most common month being Sept.**

Hurricane category:

Category	Winds	Storm Surge	Damage
1	74-95mph	4-5 ft	Minimal
2	96-110 mph	6-8 ft	Moderate
3	111-130 mph	9-12 ft	Extensive
4	131-155 mph	13-18 ft	Extreme
5	156 -+ mph	18 ft	Catastrophic

<u>Emergency numbers to call in Miami Dade County</u>	
➤ Emergency Management Office:	305-468-5400
➤ American Red Cross:	305-644-1200
➤ Special Needs:	305-513-7700
➤ Rumor Control:	305-598-7550

Site Hurricane Preparedness Checklist

Hurricane Preparedness / Plan on site? In Staff Manual/ Staff station

Have employees been advised of the plan? Every year in the staff orientation in August it is explained and also in every classroom there is a Staff Manual. Whenever there is a concern in the tropics we will review during M & M meeting the Hurricane preparedness. Annual update is provided in May to prepare for Hurricane Season.

Are Hurricane Supplies on Hand? In the office supply room there are flashlights, batteries. In the office-clinic there is a weather radio. In the maintenance inventory will be masking tape and emergency repair supplies.

Are First Aid Kits on the site? Yes. In the clinic there is a complete first aid kit/ supplies and also an unopened first aid kit.

Check Communication system (test batteries, flashlight and radio): Maintenance will check monthly all emergency lights, flashlights and radios. Office will check weather radio and flashlights in the office supply room.

Is staff assigned hurricane-related tasks prior to pre watch? At all times maintenance is responsible for maintaining at all times the center, so it safe and in good repair. Management Team will prepare for all necessary arrangements for hurricane preparedness.

Has staff been trained in assigned hurricane tasks as appropriate? A list of hurricanes preparedness responsibilities and delegated tasks is in every classroom and explained at orientation meeting.

Are individuals identified to secure electrical equipment and records? Office will back up all records and also have a hard copy of all computerized records. Maintenance/ Management Team will secure electrical equipment.

Are individuals assigned to clear grounds? The Director, Dr. Eileen Fluney, and will be in charge of clearing grounds; the complete Management Team (office staff) will assist and assure that all grounds are clear.

Staff assigned to notify families of possible discharge? The complete office: Social Services, teachers & Management Team.

Has site staff been assigned to assist in the discharge of children as necessary? We will evacuate as safely as possible. During this period, in order not to frighten children, the classes will continue regular schedules and routines. Staff can not leave until all their children have left. Staff will be released as follows: the person living furthest, the area that will be affected, will be able to leave first. Office and Administrative stay until everyone has left. Taking with them, computer back-ups and hard copy of all children's and staff emergency numbers.



Prepare for Tornadoes and floods

Tornadoes and flash floods are the worst killers associated with hurricanes. In a tornado warning, seek inside shelter below ground level. If outside, move away at right angles from tornado; if escape is impossible, lie flat in a ditch or low spot. The surge of ocean water plus flash flooding of streams and rivers due to torrential rains, combine to make drowning the greatest cause of hurricane deaths.

Tornado drills will be conducted periodically.

- **Tornado Watch:** is issued when conditions which may produce tornadoes or severe thunderstorms are present or developing. Continue normal activities, but be prepared to implement our safety plan if a warning is issued.
- **Tornado Warning:** is issued when a tornado or severe thunderstorm has been detected or sighted. The warning will tell you the location and movement of the severe weather. If you are in or near the path of the storm, implement your safety plan immediately.

The office will communicate through the intercom: **Tornado Warning**, and at that time have students go into interior rooms or hallways on the lowest floor (**away from windows**). Have students assume the "tornado safe position."

Remain in their own classrooms:

Yellow, Orange, and Rainbow remain in their classrooms
Blue/ Pink remain in their classrooms (away from window).

Go to other classrooms

Green will go to yellow, Gold will go to orange
Silver, Red, and Butterfly will go to Rainbow
Silver will go to Blue, Purple will go to Pink

Early Head Start:

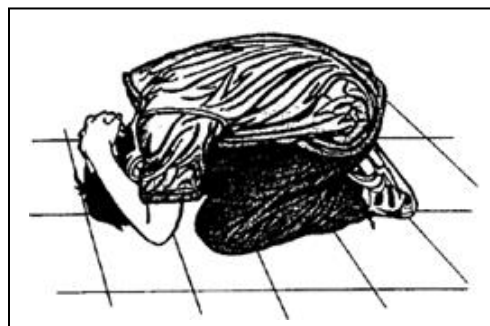
Will all go to Gold Star



If large hail or strong winds have already begun or if a loud roaring sound is heard, the most prudent action is to have students assume the "tornado safe position" (shown on picture)


Fujita Pearson Tornado Scale

- F-0 40-72 mph, chimney damage, tree branches broken
- F-1 73-112 mph, mobile homes pushed off foundation or overturned
- F-2 113-157 mph, considerable damage, mobile homes demolished, trees uprooted
- F-3 158-205 mph, roofs and walls torn down, trains overturned, cars thrown
- F-4 207-260 mph, well-constructed walls leveled
- F-5 261-318 mph, homes lifted off foundation and carried considerable distances, autos thrown as far as 100 meters



Lightning Safety Rules

Fact: Lightning can strike more than 10 miles away from the rain. It also may strike before rain begins or after it ends.



- If you're outside, get inside a building or an all metal vehicle (not a convertible).
- Avoid leaning against vehicles. Get off bicycles and motorcycles.
- Get out of the water, off the beach and out of small boats and canoes. If caught in a boat, crouch down in the center of the boat, away from metal hardware. Avoid standing in puddles of water. Rubber boots offer no protection.
- When there is no shelter, avoid the highest object in the area. If only isolated trees are nearby, your best protection is to crouch in the open, keeping twice as far away from isolated trees as the trees are high.
- Avoid hilltops, open spaces, wire fences, metal clothes lines, exposed sheds, and any electrically conductive, elevated objects.
- Do not use metallic objects like golf clubs, fishing rods, tennis rackets and tools.
- Do not work on fences, telephone or power lines, steel fabrications, antennae, or on rooftops or other high places.
- Avoid openings, windows or doors. Don't be under a carport or in an open garage.
- Indoors, stay away from open doors and windows, fireplaces, radiators, stoves, metal pipes, sinks and plug-in electrical devices. Stay out of the shower or bathtub and off the toilet. Do not use a corded telephone or a computer. Unplug major appliances such as televisions and air conditioners. Lightning can enter the house through electrical, telephone and plumbing connections.
- Persons struck by lightning receive a severe electrical shock and may be burned, but they carry no electrical charge and can be handled safely. A person "killed" by lightning can often be revived by prompt CPR. Other persons, who appear only stunned, may also need medical attention. Do not let victims walk around. Give them first aid for shock.

Lightning Trivia

What you don't know can kill you!


Average potential:
100,000,000 volts

Average electrical outlet: 110 volts

Average charge:
30,000 amps

Average household appliance:
less than 10 amps

Heats surrounding air to
50,000 deg F



Can strike up to 25 miles away from the storm

Most thunder inaudible beyond 10 miles

The 30/30 Rule

- When the flash is seen, count the number of seconds to the initial "bang" of its thunder.
- Divide the number of seconds by 5 to get the strike distance (in miles).
- Take shelter if the "Flash-to-Bang" delay is 30 seconds or less
- Stay undercover until 30 minutes past the last clap of thunder.
- **LIMITED EFFECT WITH STORMS BUILDING OVERHEAD**




Schools have many HIGH risk activities Sports have the fastest growing casualty rate

~~Let the games go on~~



NO!

- Don't "Tough It Out"!
- Postpone Or Cancel Event
- Lives Or Crippling Injuries More Important Than A Game!




A hurricane alert will be issued by the County Manager if readiness actions are required before a hurricane watch is issued. Action normally taken during hurricane watch should be initiated when a hurricane alert is declared.

Management Team/ Teaching Staff

- Place on bulletin board most recent weather bureau reports and reveal all information available with the purpose of orientation, and to avoid a commotion.
- Director will notify the Management Team, board of directors and the Management Team.
- Management Team will notify Head teachers (conduct an emergency M & M meeting).
- All key staff will convene at the main office to plan strategies, implement actions, provide directions and communicate instructions to staff.
- Response teams will be contacted and given instructions.
- Check reserves of all nourishment, canned goods, animal food and tools.
- Check first aid kit and make sure it has: adhesive tape, antibiotic ointment, cotton balls, table salt, bandages (all sizes), first aid book, applicators, sterile cotton, scissors, tweezers, antiseptic solution, peroxide, aspirins, Tylenol (adult and children's), antibacterial solution, sterile gauze pads, latex gloves, sunscreen, bug repellent.
- Accumulate in clean containers water reserves for an emergency: Have bleach available & order bottled water if available.
- Examine all telephone equipment, to assure that we have telephone service although we may have no electricity. Have a phone that can be connected to the phone jack that does not belong to the system. Have available cellular phone ready and charged up.
- Remember that the safest area is one that is far from exterior doors and windows.
- Advise all families and staff about shelters in threatened areas in case it is necessary.
- Remember to keep cameras and film handy.
- For persons with special health conditions, help them communicate immediately with emergency centers so that their treatment and medications are not interrupted.
- Keep the following: battery powered radio and television, weather alert radio, flashlights and a battery-operated clock. Have extra batteries.
- Have weather alert radio on & television weather station on to keep-up-to date on status.
- Have rainboots for office staff with raincoats and umbrellas. (Remember years of flooding.)
- Have map of switches to turn off water, gas and electricity.
- Notify news station that our center will be closed.

Maintenance/ Janitorial/ Kitchen

- Make sure you have rain boots and rain coats available. (Remember previous years of flooding)
- Prepare the generator to assure us of having electric energy when power is out.
- Investigate where switches are placed, so that water, gas, and electricity can be turned off.
- Check all exits of the center, windows and doors included. Check all hinges, moldings and make sure they all seal well.
- Look for weak spots in doors, windows, and roof.
- Assure yourself that all fire extinguishers are updated, and know where they are located.
- It is also useful to have a chainsaw handy in order to clear affected areas of fallen trees. Take extreme precautions when using the chainsaw or when choosing someone to do so. Have extension cords.
- Make sure you have in stock tools and supplies such as: wood, nails, rope, work gloves, shovel, trash bags, mop, broom, pail, hammer, drill, hand saw, roof paper in reserve and other items needed for repairs and clean up.
- Keep battery powered radio & flashlights. Have extra batteries.
- Trim trees and shrubbery so weak branches don't fall on building.
- Check for loose and clogged rain gutters and down spouts
- Prepare sandbags.
- Make sure trash is picked up; after a watch or warning trash pickup is suspended and trash can contain dangerous projectiles.
- Prepare evacuation plan and security for all the animals

Hurricane Watch

24-28 hours

Issued by the National Hurricane Center when a hurricane threatens, the watch covers a specified area and time period. A hurricane watch indicates hurricane conditions are possible, usually within 24-36 hours, but it does not mean they will happen. When a watch is issued, listen for advisories and be prepared to take action if advised to do so.

Management Team/ Teaching Staff

- ❑ Keep television weather station on and weather alert radio on; keep on track with what is going on. Storms & hurricanes can change status quickly.
- ❑ Management Team and Management Team shall assist in procedures for preparation and evacuations.
- ❑ Office will notify parents and post signs in parent information area and front office and class dojo.
- ❑ Room parents / parent board /all staff will assist in contacting parents individually.
- ❑ Make safety check that everything is secured.
- ❑ Place all valuable objects, documents (insurance policy, articles of incorporation, computer software, tax records, administrative documents property info,) videos, pictures, etc. in a waterproof box. Garbage bag items (cover).
- ❑ Toys, school materials, and other articles must be placed on top of tables to prevent damage in case of flooding. (nothing on the floor)

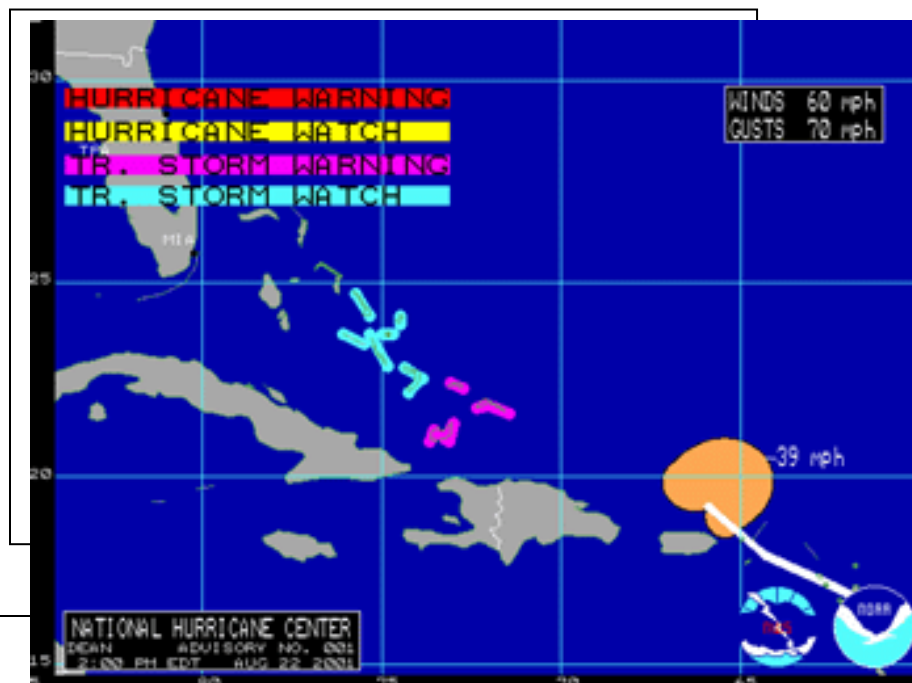
Maintenance/ Janitorial/ Kitchen

- ❑ Maintenance staff will bring animals into building and secure the animal area.
- ❑ Tie down all trees and any equipment necessary.
- ❑ Make preparation for securing all equipment with maintenance.
- ❑ Secure all windows and fragile places. Gather all outside equipment.
- ❑ Take down basketball nets and any loose items or attachments.
- ❑ Bring in all loose items including trashcans, plants, flag, etc.

Children

Children will be prepared, through interactive activities, for the emergency at hand. The curriculum director will have prepared activities and role-play examples of what are happening, of the stress the parents are experiencing, and of how to deal with the crisis in the best possible way. The families will receive information and a hurricane preparation guide for hurricanes made available through local organizations. (These pamphlets are available year-round in the parent communication area.)

<https://eclkc.ohs.acf.hhs.gov/publication/preparing-tornado-season>



Hurricane warning 12-24 hours

A warning is issued by the National Hurricane Center 24 hours before hurricane conditions (winds greater than 74 mph) are expected. If the hurricane path changes quickly, the warning may be issued 10 to 18 hours or less, before the storm make landfall. A warning will also identify where dangerously high water and waves are forecast even though winds may be less than hurricane force.

Management Team/ Teaching Staff

- ❑ Place sign in the front door, indicating the school closed and emergency numbers.
- ❑ Secure Building
- ❑ Dismiss all children, then non-essential staff, if weather becomes strong: lie on the floor under a table or other sturdy objects. Staff cannot leave until children are gone. After children are gone, dismiss staff that lives in the affected area. Office / Management Team must stay till all is clear and the center is secured.
- ❑ Conduct final check of site.
- ❑ Vacate the building at time indicated by Miami-Dade.
- ❑ Have at hand a list of phone numbers and addresses of all students & staff in order to be able to communicate with them when services will be resumed. (Make a copy for everyone in the office and for the board of directors.)
- ❑ Take all computers off the floor level and place on top of containers. Cover with plastic bags Make sure you have done 3- back up copies of all information (take home). The executive director will have one, site director/supervisor will have one, and the Management Team will have one.
- ❑ Make sure all items plugged into the electricity are unplugged: TV, radios, computers. **(Do not unplug refrigerator/freezer,)** Put ice blocks in the freezer, and put the refrigerator at its coolest temperature and place ice blocks.
- ❑ All Classroom/school equipment should be off the floor.
- ❑ Management team walk thru making sure everything is secure

Maintenance / Janitorial/ Kitchen

- ❑ Put towels under doors to help prevent water from entering building.
- ❑ Put sand bags in front of doors on the outside to prevent flooding. (Major flood zone)
- ❑ Secure building.
- ❑ Conduct final check of site while bringing in all loose equipment and securing grounds.
- ❑ Make sure all items plugged into the electricity are unplugged: TV, radios, computers. (Do not unplug refrigerator/freezer.)
- ❑ Maintenance walk thru making sure everything is secure.

May God be with US!

Hurricane Landfall

12 hours landfall to clear

We do not Work!

The point and time during which the eye of the hurricane passes over shoreline. After passage of the calm eye, hurricane winds begin again with the same intensity as before but from the opposite direction.

- ❑ Director will maintain contact will Management Team to ensure that all plans are implemented, to provide answers, and to issue directives.



"Tropical Cyclone" is a generic term for any organized low-pressure system which develops over tropical and sometimes subtropical waters.

It is "warm-core" (temperatures in the center of the system are warmer than on its periphery).

Tropical depressions, tropical storms, and hurricanes are examples of tropical

Hurricane Post Storm

***Once the danger has passed....
We will meet at the school!***

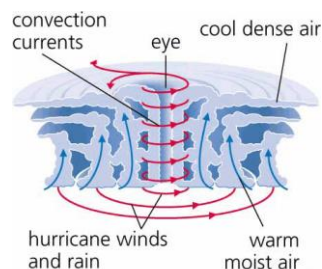
Special note: About electricity: take many precautions when cutting trees close to power lines; be careful with the use of generators. Do not connect main power line directly to the mechanical devices themselves. It is risky to keep center totally closed (sealed) because of the danger of carbon monoxide. Be careful not to damage power lines because a generator not properly connected to the main system can affect reparative equipment of the entire area or your own neighbor. If any threat exists that is coming from the interior of the center, immediately contact FPL and a licensed electrician. Be extremely careful with fallen cables and have patience.

Management Team/ Teaching Staff

- ❑ Staff will return to work immediately after the storm passes. It is the staff responsibility to get in contact with the Management Team or any staff member with any concerns.
- ❑ When do I return to work? Example storm ends in the evening; you will report to work at 9:00am the following day. The storm is over at 8:00am, you will report to work at 12 noon. These are examples, remember we need to be ready for school immediately for children and families to be able to return to their daily lives and re-build our community quickly.
- ❑ Management Team and Management Team will assess damage and report findings to the director(s). Take pictures immediately of all damages before cleaning up.
- ❑ All Management Team must prepare office equipment and check all equipment.
- ❑ All staff need to assess their classrooms and put everything in place to begin operation.
- ❑ Have an emergency M&M meeting to orient and begin service immediately.
- ❑ Inform families about resuming activities, using the press to communicate with those who have no telephone and are most affected.
- ❑ Take pictures of damages in full detail. Contact our insurance agent and notify of all damages, ask for their full cooperation in order to authorize the initial repairs, proof being the photos submitted.
- ❑ Establish communication with staff and families through questionnaires concerning you with their problems and necessities, in order to provide as much help as possible. Direct them to emergency services, such as financial aid, in order to orient them. Make a directory of useful emergency services; place it on the bulletin board of the center and provide staff and families with a copy. (Follow up bulletin will be done by the curriculum director.)

Maintenance/ Janitorial/ Kitchen

- ❑ Maintenance will go immediately and assess and examine the building in detail, making sure it is safe for your immediate occupancy, checking water, telephone, and electrical availability. Take pictures immediately of the building before beginning to clean up and repair.
- ❑ For minor damages that are not structural, but offer any visible danger... immediately begin all restoration tasks. Try to get together as much staff as possible, volunteers and/or friends for this effort, in order to initiate activities as soon as possible.
- ❑ Gather all salvageable trees, flowers and shrubs to prepare for replanting.
- ❑ If water is contaminated, disconnect all water fountains and place warning signs in order for them not to be used. Boil water for no less than 10 minutes, let it cool off for a while, add a pinch of salt, pour water from one container to another in case it has any kind of bad flavor. If necessary, add bleach according to the instructions on the product itself.



Helping others.....

will be directed by our Executive Director Dr. Eileen Fluney and/or our associate Director Suleika Reyes

- ❑ Try not to be a victim of people trying to take advantage with false repairs. It is preferable to personally assume responsibility for immediately contracting all services, using your own personnel and licensed contractors in required cases.
- ❑ Establish communication with your central agency in order to know the operational state of the center, in case it is necessary to use available centers to their maximum capacity by transferring children from affected centers to those less affected.
- ❑ Explore the possibility of bringing food, gasoline, and other necessary articles from areas not affected although they might seem somewhat distant.
- ❑ If the area has been little affected or not affected at all, gather volunteers to give help where it most needed through responsible organizations


Children

- ❑ Head teachers will be given directions on recommended counseling for the children as well as follow up activities for closure to this incident.
- ❑ Things to notice in our children: behaving in ways not compatible to their age, such as sucking their thumb or urinating in their beds; being overly attached to parents, resistance to going to bed, nightmares, fantasies that the disaster never occurred, crying and screaming, not wanting to attend school, problems in school and incapacities in concentration. Being scared, disbelief, anger, anxiety, and apathy are all common problems. Sudden changes in behavior or irritability are also common. Refusal to abandon destroyed home, loss of appetite, crying for no apparent reason, allergies, common cold, and other illnesses not previously reported. Domestic violence and inability to share with friends.

How to deal with these situations?

Recognize and accept these feelings by showing those affected that they are not alone. You must take time out of your busy schedule to recognize these details that could even affect you. Talk with the children about their feelings and reactions. Be patient realizing that it will take time before things are back to normal. Sleep and rest. If circumstances do not permit rest, at least try to relax. A deep breath will help reduce stress. Whenever you have a chance, watch a movie or read a book. Showing affection and identification is the best therapy those affected can receive. Nevertheless, if tension continues, plan for professional help through seminars which the center will conduct by using experts in the appropriate field.

- ❑ Try to continue with activities as soon as possible. Remember that families must go back to work and it is necessary for them to feel relieved of having to attend to their children, which is a notable contribution to solving our social problems.
- ❑ It will be the staff's task to initiate activities such as dramatization of real life situations, dressing up as fire and police officers or public service employees. These activities will help recuperate the sense of reality they have lost.
- ❑ Have at one's disposal sufficient toys; it is extremely necessary to entertain the children in these moments after the hurricane. Include construction paper and other materials. Art is a very suitable way to entertain them.
- ❑ Physical activities and fresh air are very important to recuperate their sense of security.
- ❑ The center must concentrate on creating a proper atmosphere of stimulation, faith and security, assisting with the proper personnel in order to provide a clear message of security in the future. It does not matter that air conditioners are still not working; what is important is the spirit of service, a human scene. Security in the future should be the sentiment and attitude that must prevail.
- ❑ Have children draw pictures and post the pictures.

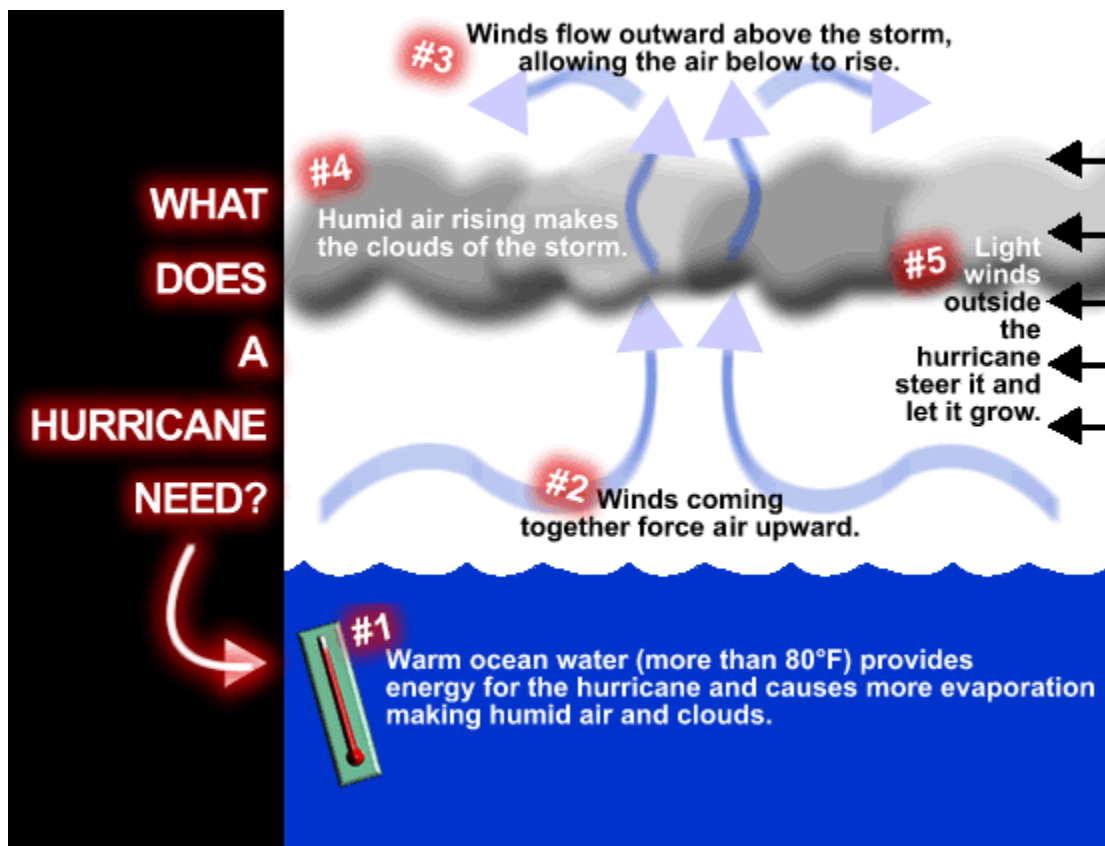


Quick notes



Quick notes

1. Paradise will observe the same regulations as Miami Dade County School regarding whether the school will be in session or not during hurricanes or any other emergency situation.
2. As long as they state: "Essential staff to work" we all work.
3. Do we have to work on a Saturday or Sunday? **YES!!!!** If an advisory goes out on Friday evening or during the weekend, we all have to meet to prepare the center! Either to close the center or to open it!
4. Salary: this will be considered a "Holiday" or a "relief day" and the Holiday policy complies for the days the school is officially closed. If we are open and you do not come in, you will not be paid. Remember if you miss the day before and after a holiday you will not be paid that holiday.
5. The school will remain closed if the premises are not safe.
6. When do we report back to work? Immediately after the storm has cleared to check for damages and clean up to resume business. You may dress comfortable and ready to be prepared to clean!!!!
7. Remember sometimes public school remains closed because they are a shelter and using the space, does not necessarily mean that it is unsafe. Listen to when they state "essential staff", if they state any staff works then we also work.
8. It is your responsibility to get in contact with the management team.
Dr. Eileen Fluney will leave a voice mail: 305-218-7477 with current information.
If phone lines are down: we will try through email: DrEileenFluney@paradisecristianschool.com and our website: www.paradisecristianschool.com



2020 Hurricane Overview

The 2020 Atlantic hurricane season is an ongoing event in the annual formation of tropical cyclones in the Northern Hemisphere. The season will officially begin on June 1st, and will end on November 30th.

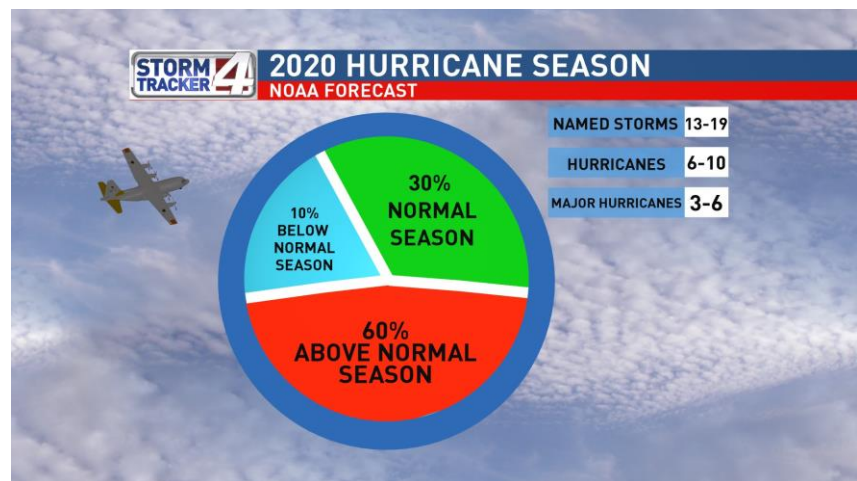


Hurricane Guide 2020

<https://www8.miamidade.gov/global/emergency/hurricane/home.page>

Register-Sign up for Miami-Dade Emergency Alerts: Be informed

https://www8.miamidade.gov/global/service.page?Mduid_service=ser149122963708133



Activation of Evacuation Centers During COVID-19

<https://www8.miamidade.gov/global/emergency/hurricane/hurricane-evacuation-centers.page>

Once an evacuation center is opened, evacuees will be asked to follow the guidelines set by the Center for Disease Control and Florida Department of Health. Individuals entering the evacuation center can expect to be screened for fever, cough and shortness of breath. If you have these symptoms, you should inform evacuation center staff when you arrive. Signage will be posted outlining the rules evacuees must follow.

Evacuees must adhere to the following evacuation center rules during the COVID-19 pandemic:



You will be screened prior to entering the evacuation center and re-screened during your time there. If you show signs of illness, you may be separated into an isolation area away from other evacuees.



Wash your hands regularly with soap and water for 20 seconds or utilize hand sanitizer.



Evacuees must wear a face covering. Wearing a face covering is not a substitute for physical distancing.



Spend the majority of your time in your assigned spaces. When leaving your assigned space, ensure social distancing by staying 6 feet away from others.



Maintain social distancing of 6 feet while in common areas

FEMA COVID-19 Pandemic Operational Guidance for the 2020 Hurricane Season

https://www.fema.gov/media-library-data/1589997234798-adb5ce5cb98a7a89e3e1800becf0eb65/2020_Hurricane_Pandemic_Plan.pdf